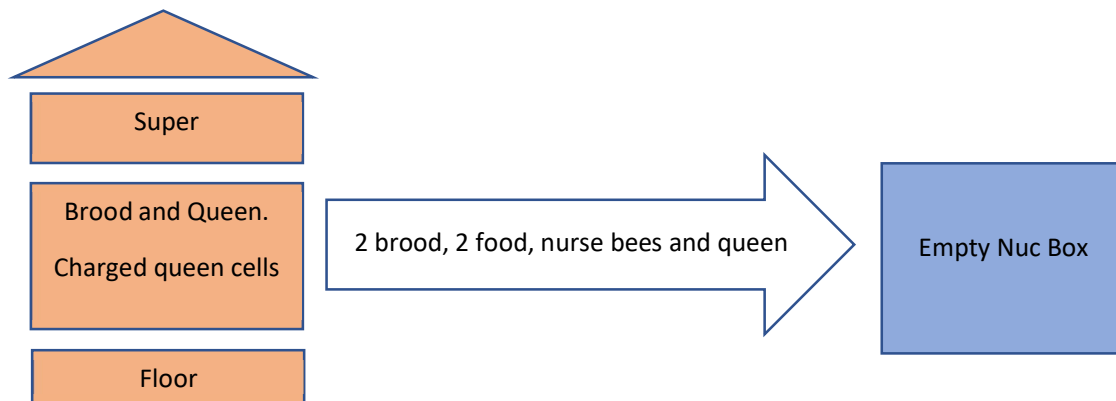
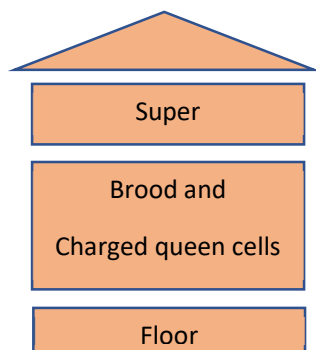


The Nucleus Method

Stage One

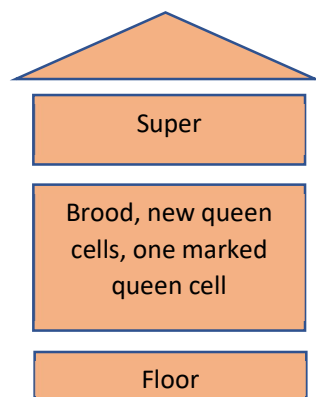


Take two frames each of brood and stores from the parent hive, plus two frames of foundation or drawn comb and place in nuc box. Make sure there are no queen cells on any of the frames. Find the queen and add her to the nuc box. Shake about two frames of bees into the nuc box. Close it up and move it more than three feet away. Flying bees will return to parent colony. Feed nuc 1:1 sugar syrup.



Go through hive, select one charged queen cell and mark it with a drawing pin. Destroy every other queen cell. It's important not to miss any, so shake the bees off every frame.

Stage Two – 7 days later



Go through the hive again. Find your marked queen cell which will now be sealed. Destroy every other queen cell, leaving only the marked and sealed one. This will emerge in due course, and since there are no other queens there is no possibility of casting.